

ELECTRICAL CONNECTION

+12V

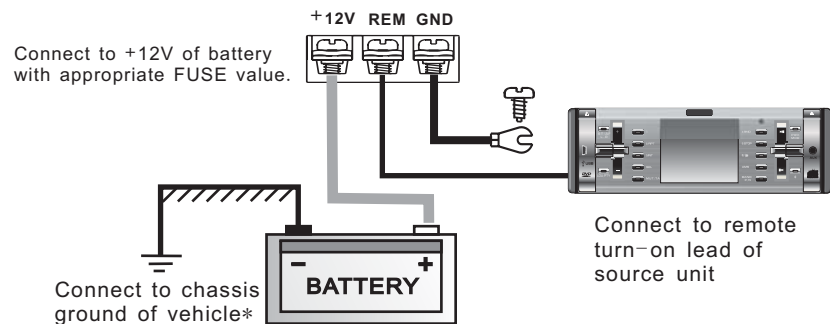
Anode of power connection terminals. Connect to the anode of car battery.

REM

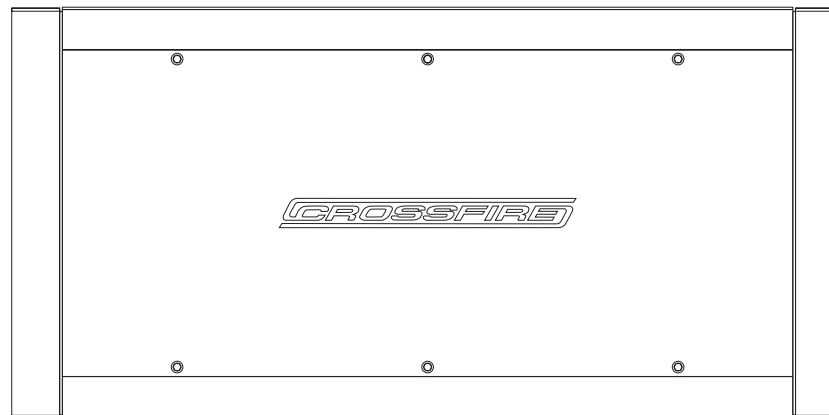
Terminal to be connected with Remote cable, which comes from the source and which controls the amplifier switching on. Applied voltage must be between 7 and 15VDC.

GND

Ground terminal. Connect to the car chassis. keep the length of the ground cable to a minimum.



CROSSFIRE



SPECIFICATIONS

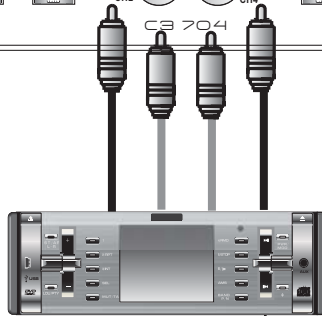
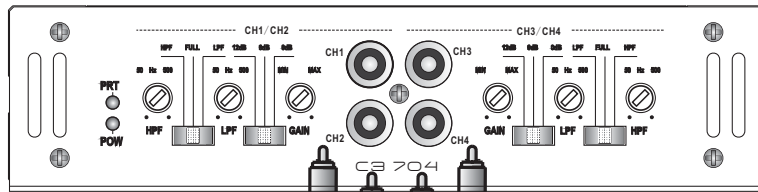
Model	C3 704
RMS Power@13.8VDC	
Power@4 ohms	70W x 4
Power@2 ohms	100W x 4
Bridged Power@4 ohms	160W x 2
Min. Speaker Impedance	2 ohm
THD Distortion	0.08%
IMD Distortion	0.08%
Frequency Response	20Hz ~ 20KHz
Input Sensitivity	0.15V ~ +8V
Input Impedance	15K
Signal-to-Noise Ratio	90 dB
Channel Separation	50 dB
Crossover Network	
Low Pass Filter	50Hz~500Hz
Bass Boost	0dB ~ +12dB
High Pass Filter	50Hz~500Hz
Fuse Rating	25A x 2
Size LxWxH	14.41x7.09x1.78

C3 704

INSTALLATION MANUAL

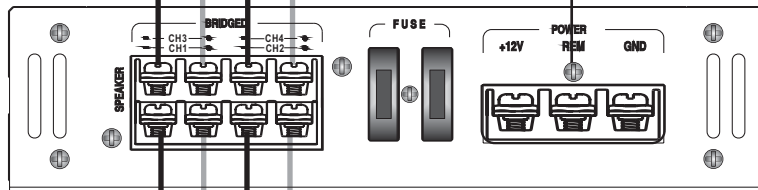
www.crossfirecaraudio.com

**SYSTEM WIRING
4 CHANNEL STEREO CONFIGURATION**



Connect to remote turn-on lead of source unit

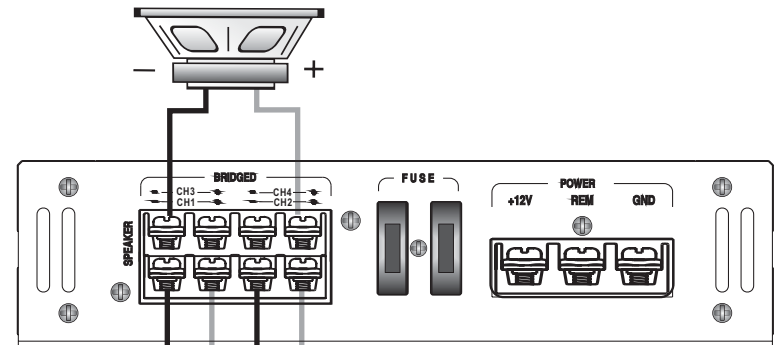
Speaker Impedance 2~4 ohm



Speaker Impedance 2~4 ohm

**SYSTEM WIRING
3 CHANNEL BRIDGED MODE CONFIGURATION**

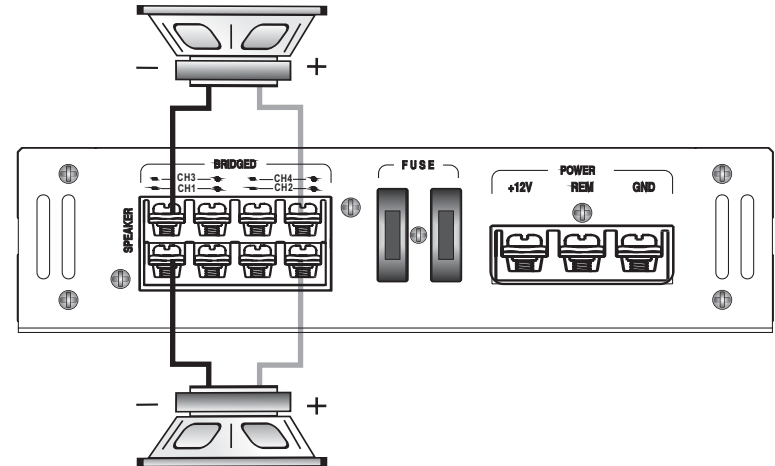
Speaker Impedance 4~8 ohm



Speaker Impedance 2~4 ohm

**SYSTEM WIRING
2 CHANNEL BRIDGED MODE CONFIGURATION**

Speaker Impedance 4~8 ohm



Speaker Impedance 4~8 ohm